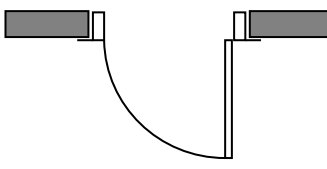


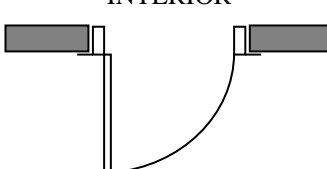
EXTREME DOOR ORDER FORM

CUSTOMER NAME:		TYPE OF FREIGHT
PO #:		
DATE WANTED:		
PROJECT LABEL:		

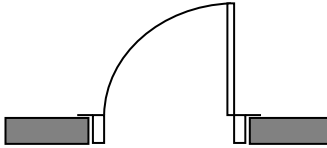
RH OUTSWING *

QUANTITY	SIZE	WALL	SPECIAL INSTRUCTIONS	DIAGRAM
				INTERIOR
				
				EXTERIOR

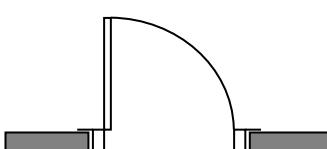
LH OUTSWING *

QUANTITY	SIZE	WALL	SPECIAL INSTRUCTIONS	DIAGRAM
				INTERIOR
				
				EXTERIOR

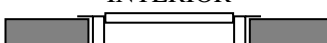
RH INSWING *

QUANTITY	SIZE	WALL	SPECIAL INSTRUCTIONS	DIAGRAM
				INTERIOR
				
				EXTERIOR

LH INSWING *

QUANTITY	SIZE	WALL	SPECIAL INSTRUCTIONS	DIAGRAM
				INTERIOR
				
				EXTERIOR

FLIP-UP INSWING *

QUANTITY	SIZE	WALL	SPECIAL INSTRUCTIONS	DIAGRAM
				INTERIOR
				
				EXTERIOR

TOTAL # OF DOORS:

*** Please specify 4", 6", or 8" wall for Trim Kits**

*Options: Window, Keyed Dead Bolt, Comm Dr Knob,
Panic Bar, or HD Alum Threshold (see Detail Page)*

All Doors use .037 UV Inhibited White Textured FRP for both sides of Slab.